

**Material:**

Housing: 30% Glass filled PBT UL94V-0.  
 Contacts: Phosphor Bronze.  
 Plating: Gold plated over nickel.  
 Tin plated over nickel.

**Electrical Characteristics:**

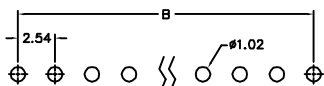
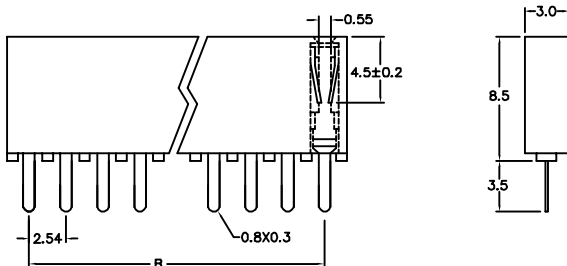
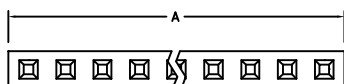
Current Rating: 1 AMP.  
 Insulator Resistance: 5000MΩmin. at DC 500V.  
 Contact Resistance: 20mΩmax. at DC 100mA.  
 Operating Temperature: -55°C ~ +105°C.

**Mechanical Characteristics:**

Insertion Force: 160g avg. (0.64mm sq. pin)  
 Withdrawal Force: 120g avg. (0.64mm sq. pin)

**Features:**

- \* Available in Straight.
- \* High profile 8.50mm (0.335").
- \* Mates with 0.64mm (0.025") square pin.
- \* Dual beam contacts offer ultimate performance.



P.C. Board Layout

Position	3 Thru 40
Dimension	
A	2.54 X No. of Positions +0.8
B	2.54 X No. of Positions -2.54

**Ordering information**

PS06- 1 40 1 1  
 Series Single Row No.of Pin Per Row 1: Gold Plated 1: Straight  
 2: Tin Plated